



NEWSLETTER



Departments

News from the President p.1

In this section President Robin McCondiche provides updates about the club.

Meet Our Members p.2

This is an opportunity for members to get to know each other. Please submit the member questionnaire to marienwt@aol.com so that you can be included in this section.

Upcoming Events p. 2

This section provides information about and links to workshops, artist opportunities, gallery events, etc. If you are aware of any events, please send your information to marienwt@aol.com

Pastel Article pp. 3-6

This section provides information about artists, techniques, or any topic that might be of interest to our members. If you are interested in writing an article, or if you have a suggestion for a topic, please email marienwt@aol.com and write "Newsletter-Article" in the subject.

Member Activities & Accomplishments pp. 7-11

This is a section to celebrate the accomplishments of our members, or to provide photos, tips or suggestions. If you have been featured in a gallery, have won a recent competition, or have a tip, please send the information to Marie Costanza at marienwt@aol.com

Newsletter Editor:

Marie Costanza

marienwt@aol.com



A note from our President, Robin McCondiche

Welcome to the summer season...and time to get out and paint! Jay Costanza

has arranged an assortment of plein air locations and dates spanning all directions from Rochester. Check out the PSWNY website and forum ([CLICK HERE PSWNY](#)) for up-to-date gatherings. There will be several special plein air events in August and September. Keep your eyes out!

Laura Pollak presented an impressive and instructive hybrid workshop. All the participants expressed appreciation for her skills both artistically and technically online. Registration will open in early August for the next hybrid workshop with Lyn Asselta. Don't miss this one! We have already had several inquiries from non-members outside the area.

PSWNY will be holding our fall exhibition at Mill Art Gallery in Honeoye Falls. Delivery of work will be Saturday, September 18 (registration will be early September). This show will be up for six weeks.

Enjoy your summer days and opportunities to paint!!!



Members Virtual Gallery

To view, click here: [Virtual Gallery](#)

To participate, email a photo to Denise Rizzo drizzo28@gmail.com

You may only participate if your 2021 membership is up to date.

Upcoming Workshop:

Lyn Asselta

9/25-9/26/21

Registration details will be emailed to all members

To view her website, click here:

ABOUT LYN ASSELTA

PAINT PALYMRA EVENT

September 1-6, 2021

FOR INFORMATION CLICK HERE

PLEIN ART EVENT:

CLIFTON SPRINGS September 18

Registration due by **9/10/21** For more information, click here:

CLIFTON SPRINGS PLEIN AIR

PSWNY FALL EXHIBITION

Delivery of work due: 9/18/21


Mill Art Gallery in Honeoye Falls

MEET OUR MEMBERS

Featuring: Cheri Riley



I recently joined the Pastel Society of Western New York in order to learn more about this wonderful medium. Unfortunately, the Pandemic has prevented me from meeting other members of the group. I look forward to meeting all the wonderful artists in this group. I work primarily in oils and have been painting seriously for the last six years. About a year and a half ago I saw a demonstration where the artist used pan pastels to paint a portrait, and I became immediately intrigued. Since then I have purchased sets of pan pastels along with pastel pencils and a variety of soft pastels. I have been teaching myself how to use them effectively. I enjoy using Pastelmat and Uart papers, which I find easiest with which to work. My primary interests include painting children and animals. Here are some of my pastels; I can only hope to improve as a result of joining this group.



Painting Summer Greens in Soft Pastels

By Gail Sibley (Source: Summer Greens)



In the summer of 2018 I taught a five-day plein air workshop at MISSA (Metchosin International Summer School of Arts). I had amazing students who painted diligently every day. One of their challenges was painting summer greens. Snuggled into a corner of the Pacific Northwest, the location of this art retreat was top heavy with both evergreen and deciduous, all colored in an assortment of summer greens.

How do I deal with summer greens? I paint layers. I first lay down the big shapes I've determined in my thumbnail: three values (light, middle, dark) in three colors. When painting summer greens, I like to underlay them with warm or cool violets and sometimes colors from the orange side of the color wheel.


I had students do some practice work, trying various purples and oranges under whichever greens they had in their palettes. Often the greens in starter sets can be fairly high chroma and too unreal for use in a landscape painting just as they are. So layering greens over violets and oranges will transform the greens into something more easily workable in the green summer landscape. The main thing to remember is to layer colors of the *same values*.

Let me take you through my demo first. I wanted to show a scene of greens and how to deal with it, color-wise, value-wise, and implying-wise. The image to the right is my reference photo, very cropped. The scene I was going to paint originally incorporated much, MUCH more. When I looked deeply into the woods, I could see this scene of tree trunks and various greens. I was painting this from quite a distance.





This is the small thumbnail I did with a 4B pencil, simplifying values into three components, light, middle and dark.




This shows the first three colors/values blocked in, and I was starting to add the second layer with greens. The shape of the trees on the right was added as one solid block of mid-value, blue-violet, which I then cut into with negative shapes to divide them into three.




This is the first stage, as seen in black and white, to show the following of the value map in the thumbnail.



I used these three colors in three values for the dry underpainting.



Demo: early-mid stage



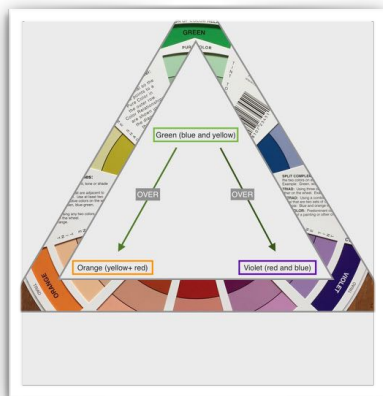
End of the demo en plein air—hurried to the last stage so I could show students how I add the highlights and small details near the end.



And how it looks in black and white



Back in the studio, I made a few tweaks. This is the finished piece. (Gail Sibley, *Metchosin Woods*, Unison pastels on UART 400)



Let's look at a wee bit of theory. Greens, oranges and violets form a triad on the color wheel. When we use three primary colors together, we always create some form of grey. If we use two secondaries together, we are doing the same thing since each secondary is made up of two primaries. So, in fact, when we overlay a green over a violet or an orange, we are creating some form of grey.

However, in pastel layering (as opposed to say oils or acrylics), we don't crush the pigments together, so each color still has a voice and speaks to us through the layers.

Also, since each pastel is created from uneven amounts of the primary colors, when we layer, we won't get a perfect grey (thankfully!). Rather, we see a color that is muted and leans slightly (or moderately) towards grey but retains some of the flavor of each of the original colors. The image to the right are these base colors with greens over them. On the left of the image are three greens over violet and in the center are the greens in their purest form. You can see that over the violet they have been slightly muted. To the right is the red violet partially covered by a dark green. You can see the green's pure color at the bottom right.




In the image to the left again you can see how the orange modifies the green when compared to the pure color of the green swatches. I had students do this exercise so that they could explore the possibilities of various greens over violets and oranges as a way to deal with painting summer greens. The image above shows the Unison pastels I used for the demonstration.



Richard McKinley talks about using purples and oranges with greens to make them look more natural in the landscape. The following article by him provides additional information: [Mckinley article about painting greens in landscape](#).

Congratulations to the following members, whose pieces were juried into the Adirondack National Pastel Exhibition.
To see other images that were juried into the show [CLICK HERE](#)




Margarita's Moon by **Colette Savage**




Baltimore by **Jay Costanza**




Playing Coy by **Suzi Zefting-Kuhn**




Letchworth Spring by **Gabriele Lodder**



Falls Gold by **Kath Dewitt Hess**



Unaware by **Nancy Mariani**



Lumber by **Melissa Losano**




Ordinary Lunch by **Yael Maimon**




Ryan by **Andrea Tasevski**



Golden Hour by **Stacy Mayou**




Current by **Robin Mccondiche**



Ancient Path by **Denise Rizzo**

Congratulations to the following members whose pieces won awards in the *Paint the Town Show* in Canandaigua in June.



Busy Day in Canandaigua, by **Colette Savage**, was awarded 2nd place.



Canandaigua Bustle, by **Victoria Brzustowicz**, received a Merit Award




Meet Me for Lunch, by **Karlene Van Deusen**, was awarded an Honorable Mention.



Boat Houses on the Pier III, by **Barbara Jablonski**, received a Merit Award.


PROUD MEMBER MOMENTS



Congratulations to **Kathy Houston**, whose watercolor entitled *Ponderance*, won Honorable Mention in the Wayne County Council for the Arts Members Show in June.

Congratulations to **Karlene VanDeusen** who is exhibiting in two upcoming shows:

New York State Summer Art Show on July 15-September 9 at the Paul Nigra Center for Creative Arts, located at 2736 State Highway 30; Gloversville, NY
and the *Arts Center of Yates County Juried Exhibition* August 24-October 2 at the Arts Center of Yates County, located at 127 Main Street; Penn Yan, NY.



Congratulations to **Victoria Brzustowicz**, whose plein air oil painting, *Onanda Falls*, was awarded third place in the *Ontario Arts Council Community Paint Out*.



Congratulations to **Nancy Mariani**, whose painting *Unaware*, is on display in the *Buffalo Society of Artists 125th Catalog Exhibition* at the Castellani Museum of the Niagara University Campus. The show will take place through December 5.

Scenes from A Day of Plein Air Exploration: May 8, 2021
with Drew Baker, Kevin Feary, and Colette Savage





To view the videos from this event ,
click on the following links:
Drew Baker:
[https://www.youtube.com/watch?
v=RID_FGeF4RQ](https://www.youtube.com/watch?v=RID_FGeF4RQ)
Colette Savage:
[https://www.youtube.com/watch?
v=eD2mNmkG738](https://www.youtube.com/watch?v=eD2mNmkG738)
Kevin Feary:
[https://www.youtube.com/watch?
v=7XI0BqiLIZs.](https://www.youtube.com/watch?v=7XI0BqiLIZs)

PSWNY WEBSITES UPDATES

We continue to provide updates to our website: **Member Forum** - for Members only (Password: ShareArt22) More members are using this to show what they have been painting and to share opportunities and techniques. Instructors are doing more paint alongs and demos online for a minimal fee. This is a good place to post interesting opportunities that you find. It is also a good place to post news or classes you will be teaching. **Subscribe!** On our Member Forum page there is a subscribe box. If you click on the down arrow and fill in your email, you will be notified when new comments about other posts have been posted. We can now upload multiple images on the Member Forum. You can show an underpainting and final painting or several stages. There is now a **Calendar** page for the club. In the Menu, just click calendar and you will see any upcoming events. Stay tuned, especially for when we begin to have some plein air events. Past and current newsletters, as well as **Meet Our Member** stories are also on their own pages in the Menu. Our website is one way to keep in touch during this very isolating time.

A Note from the Editor, Marie Costanza

The next newsletter will be published in September. In order to celebrate you, the members of the Pastel Society of Western New York, please continue to send me information about your pieces that have been in a show, on display in a gallery (online or live), or have won an award. Additionally, if you would like to share information about a technique you have used, a resource that has been helpful, images you have from recent Paint-outs, or anything else that you believe might be of interest to other members, please email me at marienwt@aol.com. If it is easier for you to mail me the information, my address is 1611 Loughrea Terrace; Webster, NY 14580. My cell phone number is 585-749-1138. Please send me information any time over the next two months, but no later than the next deadline listed below.

DEADLINE FOR SEPTEMBER/OCTOBER ISSUE: August 27, 2021

\$25 CERTIFICATE AVAILABLE FOR \$15

If anyone is thinking of taking a class at the Pat Rink Rohrer Gallery in Canandaigua, Karlene VanDeusen is offering a certificate valued at \$25 towards any Studio class in 2021. She is selling it for \$15. If you are interested, please contact Karlene at kvandeusendesign@gmail.com

CLASSES AND DEMONSTRATIONS

Colette Savage will be teaching a wide variety of classes throughout the summer. Available classes include pastel painting, drawing and plein air painting. For additional information please email Colette directly at cmsavage31@gmail.com.

Colette will be doing a plein air painting demonstration for the Batavia Society of Artists' annual picnic on July 13. For additional information, please email Shauna Blake at quintess@outlook.com.

Upcoming Plein Air Opportunities

PAINT PALMYRA: A Plein Air Painting Event and Fundraiser for the Palmyra Fire Department will be on September 1-6, 2021. Kevin Feary will be the judge for this event. For additional information, click here: [**PAINT PALMYRA**](#)

PLEIN AIR EVENT: CLIFTON SPRINGS: Main Street Arts is hosting a plein air painting event in the historic and picturesque village of Clifton Springs on Saturday, September 18, 2021. The event is limited to 50 participating artists; registration is required. The day-long event will culminate with an outdoor exhibition and sale under the pavilion at John Brown Memorial Park. Register by Friday, 9/10/21 at 5:00 pm. \$20 per artist. This event is sponsored by Community Bank, N.A. To register, click here: [**PLEIN AIR CLIFTON SPRINGS**](#)

19th GREAT WORLDWIDE ARTIST PAINT OUT: International Plein Air Painters Organization: September 10, 11, and 12. Details to be announced soon.

Information about PSWNY sponsored Plein Air Events can be found on the members page: [**https://pastelsocietyofwesternnewyork.com/plein-air-resources-activities/**](https://pastelsocietyofwesternnewyork.com/plein-air-resources-activities/)



COMING SOON....REGISTRATION FOR HYBRID WORKSHOP FEATURING LYN ASSELTA

For more information about Lynn, click here: [**https://www.lynasselta.com**](https://www.lynasselta.com)