



NEWSLETTER



Departments

News from the President p.1

President Robin McCondiche provides updates about the PSWNY

Meet Our Members pp. 2-3

This is an opportunity for members to get to know each other. Please submit the member questionnaire to marienwt@aol.com so that you can be included in this section.

Upcoming Events

pp. 2, 3,8,11-12

This section provides information about and links to workshops, artist opportunities, gallery events, etc. If you are aware of any events, please send your information to marienwt@aol.com

Article p. 10

This section provides information about artists, techniques, or any topic that might be of interest to our members. If you are interested in writing an article, or if you have a suggestion for a topic, please email marienwt@aol.com and write "Newsletter-Article" in the subject.

Member Activities & Accomplishments pp. 4-7,9

This is a section to celebrate the accomplishments of our members, or to provide photos, tips or suggestions. If you have been featured in a gallery, have won a recent competition, or have a tip, please send the information to Marie Costanza at marienwt@aol.com

Newsletter Editor:

Marie Costanza



A Note from our President Robin McCondiche

Greetings on this breezy summer day! All of us had a fun gathering at Webster Park. It was great fun watching and interacting with Denise Rizzo, Colette Savage and Karlene Van Deusen as they created the pastel paintings for the Paint Around. Each of them worked so successfully with their additions to each other's pieces. I hope everyone will enter the raffle to take one of the three paintings home! The drawing for the raffle will be at the Barnes and Noble reception.

Our next opportunity to greet each other in person is on **Friday, September 9 (6:00 -7:30pm)** at Barnes and Noble, Pittsford, for the reception of the PSWNY member show and awards.

September is looking busy. Nancy Mariani will be demonstrating pastel and perspective on **Saturday, September 24 at 10:30 am** at the Hungerford. We are finally having opportunities to gather face to face and share our pastel experiences as a club again!

As always any suggestions for activities we can share are welcome!

I look forward to seeing you on Friday September 9!
Robin



Members Virtual Gallery

To view, click here: [Virtual Gallery](#)

To participate, email a photo to Denise Rizzo drizzo28@gmail.com

You may only participate if your 2022 membership is up to date.

UPCOMING PSWNY EVENTS

September 9, 2022

PSWNY Show at Barnes & Noble in Pittsford, New York p. 8

September 24, 2022

A Demo in Drawing Perspective by Nancy Mariani

July 2023:

Juried Show at the Kenan Center in Lockport, NY. This is a lovely building with several galleries. We will have space for several paintings.

October 2023:

Demo by Margaret Dyer



Meet Our Members: Kristin O'Hare-Blumberg

I am a brand new member of PSWNY, but I have been interested in joining for a couple of years. I am super excited to have taken the leap to join.

I have had a life long interest in art. In college I took many studio classes and was considering a career as an art teacher; however, life took me down a different path, and I am a Montessori teacher in Buffalo.

My interest in art was developed at home from my mother's example and from many artistic family members. My mother and aunt gathered together every Tuesday to paint. After my children came along, I brought them to the paint sessions. Hopefully, one day my children will discover their own passion for painting. My aunt, who lived in Nashville, was a pastel artist. When I graduated from high school, I spent time with her in the summer at her home. She had a beautiful studio and wonderful zest for life. That summer had a profound effect on me, yet I did not realize until much later in life my own passion for pastel painting. About four years ago I inherited her drafting table, which I am honored to use now.

I am drawn to painting landscapes in my garden or at area nature preserves. Nature is deeply inspiring to me. I enjoy plein air painting during my summer breaks; however, I mainly work in my studio, an attic bedroom. It was actually a plein air outing at Forest Lawn about three years ago that sparked my passion for pastels. I took my four pastels that I had left over from college days along with a drawing pad, and I painted the Three Graces Water Fountain in Mirror Lake.

There are several resources I use, including my iPhone. I take photos of everything that catches my eye. I also look in art books or if I am interested in an artist, I go to the website. I like a variety of pastel brands, including Rembrandt for the first layers. I also have many Sennelier and Schmincke. I really love Diane Townsend terraces and of course Terry Ludwig. Mount Vision has its place in my palette tool. I really like using pastelmat, then I reach for part 400. I have been using a la carte lately too. I have heaps of Canson Mi Teintes, which are not my favorite, but I use them to make studies.

.....
CONTINUED ON PAGE 2

MEET OUR MEMBERS CONTINUED FROM PAGE 1



Some of my favorite works are from when I head out to a nature preserve. Reinstein Woods has beautiful waterlilies that I find inspiring. Another memorable location is a park near where I grew up; I did a painting of my daughter and me as we looked out over the lake in that park.

The most rewarding aspect of being a pastelist is how it has helped me to do some inner work after experiencing trauma. I love the solitude and thoughtful time spent at the easel as I try to figure out a painting. The process sends me into a zone that is refreshing, inspiring and restorative. I come away happy, usually. Sometime I do get frustrated because I haven't been successful with the end product, but the time spent creating is usually really great!

The following are some challenges I encounter when trying to solve some of the problems each painting offers: how to create what I see in my head, how I want to translate the inspiration from a photo, what I want to say with each piece. I strive for a

gestural, loose style, and yet, I get hung up on the small details. It is hard. Sometimes I do okay; other times, I don't.

I have exhibited my work in the following organizations: Western New York Artists Group 30th Annual Juried Regional Artist Exhibition and the Red Rock Pastel Society of Nevada 2022, Juried Member Online Exhibition.

A Demo in Drawing Perspective

Presenter: Nancy Mariani

September 24, 2022 10:30 am - Noon


Studio 458 in the Hungerford Building; 1115 East Main Street

Experience a walk-through demo of one-point perspective with a cityscape. If you are either new to the skill or experienced with perspective; this demo offers a fresh approach. Different methods will be demonstrated using both translucent and opaque pastel techniques.

Register early for this event! Email Jay Costanza at jaycoart62@gmail.com

Proud Member Moments

Congratulations to **Cary Moscato**, who will be featured in a solo pastel show at the Jewish Community Center, 2640 N. Forest Road, Amherst, NY. It runs from September 11- October 27. Two of her pieces on display are below: *Laughing Tree* and *Rushing to Fall*.



Congratulations to **Neal Allen**, whose painting entitled *Qalea* (The Fortress), was chosen for the Pastel Society of America Landscape e-blast on its Facebook page. Neal says, "I've been lucky enough to be selected for a few of them, but this is the first time I have had a landscape chosen, for what is notoriously the most competitive category. I'm surprised and excited every time!"

Proud Member Moments

Congratulations to **Karlene Vandeusen** whose work is featured in a variety of venues throughout the next few months.



The Arts Center of Yates County Annual Juried Show (8/15/22-9/24/22) 127 Main Street; Penn Yann, NY

Letchworth Art Exhibit (9/1/22-10/1/22) The Village Gallery; 3119 Main Street; Caledonia, NY.

Pastel Society of Western New York Members Juried Exhibition (9/6/22-10/1/22) Barnes & Noble Pittsford, 3349 Monroe Avenue; Pittsford, NY. **RECEPTION: 9/9/22: 7:30 pm**

Clothesline Festival (9/10/22-9/11/22) Memorial Art Gallery; 500 University Avenue; Booth #194 near Goodman Street Entrance

18th Annual Artist Row Juried Art Show (9/18/22) Rochester Public Market 10:00 am - 4:00 pm

Woods & Water - Paintings by Karlene Vandeusen (10/19/22-11/23/22) Williams Gallery at First Unitarian Church, 220 Winton Road South; **RECEPTION: October 21 from 6:30-8:00 pm.**

For more information about the above shows, click here: <https://www.kvandeusendesign.com/events>



Proud Member Moments

Paintings by Kathleen Hanney


September 27-October 25, 2022 at the **Little Theater Cafe and Gallery**

Reception: **October 2, 2022; 2:00-4:00**

Please join Kathleen to celebrate Pastel paintings from the heart, both plein air and studio. This body of work takes the viewer through the last five years of her life.




Congratulations to **Suzi Zefting-Kuhn**, whose piece entitled, *Mind Play* was juried into the 2022 National oil and Acrylic Painters Society Associate Members' Online Exhibition.



Congratulations to **Melanie Rinn Martinek** who has a pastel included in the faculty exhibit at Rochester Institute of Technology.

Proud Member Moments

*Congratulations to **Colette Savage**, whose **plein air pastel** received the 3rd Place Award in the *13th Annual Plein Air Paint Out*, sponsored by The View in Old Forge, New York. Awards were presented by juror Sarah Yeoman at the Artists' Dinner on Friday, September 2. On Saturday the 45 participating artists had fun at the Artist Auction, where Collette's award winning piece and a painting by **Jay Costanza** were sold. Additionally, artists were invited to bring a painting to the View Consignment Store, where a painting by **Jay** was also sold. Even if you are not a Plein Air painter, this is an event that all painters should attend for the camaraderie and excitement.*



Congratulations to **George Grace**, who will be featured in a show entitled *The Technolunmist Perspective*. The show will be held from September 20-November 20. The reception is September 20, from 5:00-7:00, at Betty's Restaurant, located at the corner of Virginia Place and Edward Streets in Buffalo.

Congratulations also to **George Grace** and his wife Donna, who will be the featured readers on September 23 from 6:00-9:00 at Dog Ears Bookstore, 688 Abbot Road; Buffalo, NY.

The Pastel Society of Western New York Member Show

Our Member Show is open to the public and will be on display until October. There are 40 pastels to view and purchase. The juror for the show is Patricia Tribastone. Winners will be announced at the reception. Don't miss this exhibit!

Pastel Society of Western New York
September 2022 Barnes & Noble Show/Sale
3349 Monroe Ave.
Pittsford, NY



Opening Reception
Friday, 9/9/22
at Barnes & Noble
6:00pm - 7:30pm
All are invited!

SOME SCENES FROM SUMMER PLEIN AIR



Drawing Autumn Scenes using Pastel Pencils

Source: [Colin Bradley Art](#)



As we approach the upcoming Autumn months, I thought I would touch upon Autumn colors and how to achieve the warm tones in the leaves. My painting, *Walk in the Autumn Mist*, is a great example of all the colors I use for an Autumn scene. In pictures like this, ivory and grey are effective base colors. In the Faber-Castell Pitt Pastel Pencil range, I recommend 103 for your Ivory and 270 for grey. These are great base colors to start with. If you are doing a picture that has lighter golden colors, the ivory is ideal because that makes the yellows and the oranges that you are going to put on top register better. When I want to achieve stronger colors like dark brown and rich ochres, then grey is a better base color. If I use grey for the yellow and orange colors, they look weaker. When I put the richer colors straight on without the grey base, they appear too strong. By putting the grey on (No. 270 in the Faber range), it pulls the color back a bit, and when those other colors go on, they are tempered. When I am painting something like chestnuts, I use a very rich burnt Sienna (No. 283 in Faber-Castell-s range). So for this I recommend putting down the grey I mentioned previously, 270. You put the white on the shiny parts of the chestnut and then the grey around it. There are parts of a chestnut that are really dark, almost to the point of being black, so for this, I use a medium tone grey like 273. Then I put darker colors on top of this - 168 or 187. After that, to bring the warmth in, I add orange (109) and then graduate through to 283 then 177 and black. I refer to the numbers of the pencils because then there is no confusion with the exact colors. Using the term "grey" could mean any sort of grey. As you can see, achieving these darker tones requires a more advanced understanding of the base colors going on underneath. To get black in pastel pencils doesn't just mean putting on black. There are a number of colors that need to go on first, especially if you want a warmer or cooler tone to black. If you would like to watch some of my tutorials, click here: <https://school.colinbradleyart.com/collections>

The Niagara Frontier Plein Air Painters (NFPAP) is planning a 3-day pastel and oil workshop. Members of the PSWNY are invited to this event. For additional information contact Jennifer Koury at jkouryillustration@verizon.net

SAVE THE DATE

NFPAP Aline Ordman Three Day Plein Air
CREATING DYNAMIC PAINTINGS in PASTELS and OILS

Wednesday, May 24 - Friday, May 26, 2023

9:00 AM - 4 PM

Emery Park, South Wales, NY 14139



Oil

Approximate workshop participation fee for 3 days: \$360
Approximate fee for nonmembers \$370

15 participants maximum
Daily Demos with attendees receiving a lot of individual attention.
Demos in oil and pastel.

UPCOMING EVENTS, OPPORTUNITIES and REMINDERS

WANTED: NEWSLETTER EDITOR

After two years of creating the PSWNY Newsletter, our editor Marie Costanza, will no longer be available beginning on January 1, 2023. She has enjoyed working with all of you, but due to her responsibilities as one of the Partners of Image City Photography Gallery, her time to produce the newsletter is limited.

If you are interested in volunteering for this position, please contact President Robin McCondichie.

UPCOMING PAINT-OUTS

**September 10: Black Angus Farm (1018 Eyer Road; Lyons Rd)
Sponsored by Colette Savage**

**October 2: Letchworth (details to follow) sponsored by Jay Costanza
and Colette Savage**

A Note from the Editor, Marie Costanza

The next newsletter will be published in DECEMBER. In order to celebrate you, the members of the Pastel Society of Western New York, please continue to send me information about your pieces that have been in a show, on display in a gallery (online or live), or have won an award. Additionally, if you would like to share information about a technique you have used, a resource that has been helpful, images you have from recent Paint-outs, or anything else that you believe might be of interest to other members, please email me at marienwt@aol.com. If it is easier for you to mail me the information, my address in 1611 Loughrea Terrace; Webster, NY 14580. My cell phone number is 585-749-1138. Please send me information any time over the next two months, but no later than the next deadline listed below.

DEADLINE FOR NOVEMBER/DECEMBER ISSUE: NOVEMBER 28 , 2022

When you have some time, please stop by the Image City Photography Gallery, located at 722 University Avenue; Rochester, NY. As a partner, I have monthly exhibits at the gallery. Gallery hours: Tuesday-Saturday, 12:00-6:00; Sunday 12:00-4:00. Check out the gallery by clicking here: [IMAGE CITY PHOTOGRAPHY GALLERY](#)