




NEWSLETTER



Departments

News from the President p.1

President Robin McCondiche provides updates about the PSWNY

Meet Our Members pp .2-3

This is an opportunity for members to get to know each other. Please submit the member questionnaire to marienwt@aol.com so that you can be included in this section.

Upcoming Events p. 14-17

This section provides information about and links to workshops, artist opportunities, gallery events, etc. If you are aware of any events, please send your information to marienwt@aol.com

Art Article pp. 12-14

This section provides information about artists, techniques, or any topic that might be of interest to our members. If you are interested in writing an article, or if you have a suggestion for a topic, please email marienwt@aol.com and write "Newsletter-Article" in the subject.

Member Activities & Accomplishments pp. 4-10.

This is a section to celebrate the accomplishments of our members, or to provide photos, tips or suggestions. If you have been featured in a gallery, have won a recent competition, or have a tip, please send the information to Marie Costanza at marienwt@aol.com

Newsletter Editor:

Marie Costanza

marienwt@aol.com



A Note from our President

.....Robin McCondiche.....

Welcome to spring, fellow pastelists!

A welcome season in many regards including getting outdoors to paint! Be sure to register now for the Plein Air Event at Mendon Ponds, which will take place on June 18. Space is limited.

It is also exhibition season! Several members have pastels in the Rochester Art Club show at the Wayne County Art Center in Newark. Check out this show. The gallery is open on Thursdays 5-8, Fridays and Saturdays 9-1. (This is a venue in consideration for future PSWNY shows). Along with several area shows, some of our PSWNY members have work juried into the 8th Annual Adirondack Pastel Exhibition, which will be held at the View in Old Forge from June 11-July 31.

The "Paint-In" at the Buffalo Botanical Gardens was a big success. It will likely become an annual event. Such a delight to enjoy a growing garden as we await winter waning!

As the Board is organizing future activities, keep in mind (and space on your calendar) for the Christine Ivers workshop in September!

I want to express my appreciation for our members' renewals. Our group is all about our members. Thank you for your enthusiasm and participation.

Robin



Members Virtual Gallery

To view, click here: [Virtual Gallery](#)

To participate, email a photo to Denise Rizzo drizzo28@gmail.com

You may only participate if your 2022 membership is up to date.

UPCOMING PSWNY EVENTS

June 2022

2nd ANNUAL PLEIN AIR COLLABORATIVE EVENT **page 13**

September 2022:

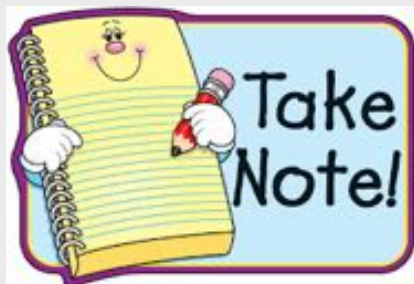
PSWNY Show at Barnes & Noble in Pittsford, New York

September 16-18

Christine Ivers Workshop

July 2023:

Juried Show at the Kenan Center in Lockport, NY. This is a lovely building with several galleries. We will have space for several paintings.



Though I have been a member of the Pastel Society of Western New York for only a month, I have been interested in art ever since I can remember. Growing up in a large family, on a small income, we often entertained ourselves with our own creations. When I was ten, I temporarily lost my hearing due to a childhood illness; thus, when the books were all read, I turned to drawing, copying pictures from books and comics, which helped to improve my skills. While in his teens, and 20's, my brother experimented with art. I was always taken by a child drawing that he created. I made some chalk drawings for my son when he was very young, and by chance, I took a pastel class. Since then I have taken a few workshops and had some mentoring sessions with Michael Chesley Johnson. He is an amazing person that has helped me immensely.

I consider myself a landscape painter, and I particularly like to be by the water, anywhere, but I do quite a few still life and animal portraits as well. I have a studio set up in the downstairs of my home. Before I retired, I spent years collecting odds and ends so that when I did retire, I could come as close as possible to the ideal set up; however, there is always something on my "need" list! I frequently post my work on Wet Canvas. This pastel forum is not nearly as active as it used to be, but the pastel group moderator is very nice and extremely helpful. I have taken a few Zoom critique sessions since the pandemic began and again, I can't say enough about how helpful Michael Chesley Johnson has been. I have a few favorite pieces that I have created; most are landscapes of my favorite places. I painted a barn I used to drive by on my way to church every Sunday, and not long after I completed the painting, the barn was torn down; thus, it is a great keepsake of a happy memory. I also have a nocturne that is my wife's favorite, and I have painted copies for our closest friends. We call it our "portal," —we can look at it and know that our friends have the same vantage point.



CONTINUED ON PAGE 2

Neal Allen (CONTINUED FROM PAGE 2)



There are several reasons I enjoy working with Pastels. I love the immediacy of pastel, overall, but there are instances when a color lays down just right, or a tree appears from a few strokes, which really makes me smile and feel happy. As for painting supplies, I am a huge Mount Vision fan. When he was first starting out, Karl Kelly used to live about ten miles from me, and he would meet with me to discuss different colors and uses for each. I also really like Caran d’Ache pastel pencils—easy to sharpen, great colors, and they layer over just about anything. I use Art 400 almost exclusively but I also like the rough side of Canson paper, and I will use that when I want to do something quickly, or when I have sanded the tips off my fingers, which luckily, I don’t do too often! Of course, the downside of pastels is dust. I do worry about breathing it in sometimes, but I have not gone the purifier route yet. I also get a little tired of trying to transport paintings without them “burping” all over mats, but I have become good at mat cleaning!

I enjoy showing my work in competitions and exhibits. In 2008 I received third place in the Master’s Division of the Adirondack Art Show at the View in Old Forge and second place in the oil/acrylic/pastel category in 2012. During April-May I was selected to have a solo show at the Fort Hill Performing Arts Center in Canandaigua. Additionally, I have been chosen for the Pastel Society of America’s e-blasts on their Facebook page, most recently in the animal/wildlife e-blast. I have been juried into the Northeast National Pastel Show (no longer in operation), the Adirondack Pastel National Juried Exhibition (including this year) and the Pastel Society of New Hampshire’s National Juried Show. I am a board member, exhibiting artist and workshop co-chair for the Ontario County Arts Council. I still consider myself a relative novice in the art world, having no formal training, but I am always striving to learn, improve and share.



Proud Member Moments

Congratulations to **Jay Costanza**, who received 1st Place in the Painting Division at the 71st Annual Central Adirondack Art Show, which is currently on display at the View in Old Forge until June 5. Ann Larsen was the Awards Judge. Other PSWNY members who have work on display include the following artists: **Diane Bellenger**, **Marie Costanza**, **Gabriele Loder**, **Susan Sarabasha** and **Karlene Van Deusen**. **Diane Bellenger** also has a solo exhibit on display at the View. It is called *View's Wetland Walkway* and celebrates the Henry M. Kashiwa Wetland Walkway.



Proud Member Moments

Congratulations to **Lana Grauer**, who will have this painting, entitled *Iris Farm*, included in the 124th Catherine Lorillard Wolfe Juried Exhibition at the Salmagundi Art Club at 47 Fifth Avenue in New York City from June 19-30. Catherine Lorillard Wolfe was a well known Philanthropist and art collector in NYC. She was the first woman to serve on the board of the Metropolitan Museum of Art. She donated many works of art to the museum at the turn of the century.



Congratulations to **Rosemary Pergolizzi and Robin McCondiche**, who will have pastels on display at the Mill Art Center's Member Show until June 3.

Congratulations to **Susan Sarabasha** who will be having a show at CTB Appetizers in Triphammer Mall, Ithaca, during the month of May.

Congratulations to **Neal Allen**, who is currently showing at the Fort Hill Performing Arts Center in Canandaigua. Also, in April, Neal's *Blue Jay with Attitude* (see page 3) was in the Pastel Society of America animals and wildlife e-blast on its Facebook page.



Congratulations to **Cary Moscato** who will be displaying several pieces on September 11 at the Jewish Community Center in Amherst, NY.

Proud Member Moments

Congratulations to the following PSWNY members who have pieces that were juried into the Rochester Art Club 2022 Signature Members Spring Exhibition at Wayne County Council for the Arts Gallery: **Diane Bellenger, Victoria Bruztowicz, Lori Galan, Robin McCondiche, Rosemary Pergolizzi, Lynn Wickes, and Suzi Zefting-Kuhn**. The show opens on May 5; the reception is on May 7 from 4:00-7:00.



Look Up by **Suzi Zefting-Kuhn**



Fasteners by **Lori Capron Galan**



Moonlight Meditation by **Rosemary Pergolizzi**



Movie Time by **Lynn Wickes**



Sanctuary by **Rosemary Pergolizzi**



Three Peaches by **Lori Capron Galan**



Current and Emerging by **Robin McCondiche**



Proud Member Moments

Congratulations to **Stacy Mayo** whose piece entitled *Buck Pond Marsh* received the first place award in the drawing category and the Judges Choice Award for *August on Fifth Lake* in the Wayne County Arts Group Annual Show at Liberio Art in Palmyra, in April. Currently Stacy has 12 paintings featured at Fratelli's Restaurant in Avon, through the end of August. She is also very excited to have her first solo show at Nu Movement in Rochester from June 4-August 5 with receptions during First Fridays in July and August.



August on 5th Lake



Buck Pond Marsh

Congratulations to **Karlene Van Deusen** who has the following upcoming shows and exhibits:

Brockport Artist Guild Member Spring Show:
Marti's on Main; 20 South Main Street; Albion;
4/22-6/22

Sackets Harbor Arts Center 22nd Annual Spring Art Show; 119 W. Main St; Sackets Harbor, NY; 5/14-6/18

The Art of NY: Annual Juried Show in the Regional Art Galleries; Arkell Museum and Library; 2 Erie Blvd; Canajoharie, NY; 5/13-7/24

Sackets Harbor Plein Air Art Festival; Sponsored by the Arts Association of Northern NY; July 14, 15, 16



Congratulations to **Andrea Tasevski** who was accepted as a Signature Member of the Pastel Society of America. This portrait of Andrea's daughter Renee when she was five, was one of the pieces that Andrea submitted.

Proud Member Moments

Congratulations to the following PSWNY members who have pieces that were juried into the 8th Annual Adirondack National Pastel Exhibition at The View in Old Forge: **Neal Allen, Diane Bellenger, Lana Grauer, Stacy Mayo, Robin McCondiche, Denise Rizzo, Colette Savage, Karlene Van Deusen and Suzi Zefting Kuhn.** The show opens on June 10 with a reception from 4:00-7:00.



Swan Lake by Lana Grauer




Outlet Trail by Lana Grauer



Cocooning by Susan Sarabasha



Emanate by **Robin McCondiche**



Hmmm by **Suzi Zefting-Kuhn**



Ascend by **Robin McCondiche**

PSWNY Member Information


A Note from Lori Capron Galan...

On April 12 I attended a paint-out at Highland Park. It was a beautiful spring day, and the park was awash in color. The final piece is entitled *Awakening Spring*; it is a 9 x 12 pastel on Uart 600.



Scenes from the the Botanical Gardens in South Buffalo

On April 24, ten artists participated at the gardens from 10:00-1:00. Everyone walked around until they found a cool spot. A variety of artwork was started and finished. After the painting, 8 members from the Fine Arts League and PSWNY went to lunch together at Zoe Restaurant in Clarence, NY. As they got to know each other better, the artists discussed their experience. The participants said that it was an enjoyable, productive experience.



How to Paint a Pastel Seascape

By Lindy Whitton Source: [Lindy Whitton Studio](#)




Sometimes I know just what I want to paint—other times I look through old photos or my idea board until something says “paint me!” Today I chose a photo of a local beach at low tide— I like the sense of distance and the diagonals in this photo. I know it will need something else to bring it alive, but I have an idea for that.

Choosing the Paper

So I have decided which reference photo I’m going to use, and now I need to choose the color of my sanded paper. I use either Canson or Mi-Tientes sanded pastel paper because

the tooth holds layers of pastel, and I don’t need to fix the finished paper. So, how do I choose one color from all the possibilities?

I take the photo and look for papers that either provide a strong contrast with the main color or temperature of the subject or one that matches the dominant color and temperature or maybe one that matches the temperature but is a darker or lighter tone than



the dominant tone of the subject. Here, I have narrowed it down to 3 colors, so I lay the photo over the intersection of the papers and see which one I think feels right. I choose the mid tone color as I think it will give a good under color showing through the pale foreground sand; it takes care of the middle ground and won’t dominate the sky, which I want to stay light and bright.



Now for the Pastels



This is when I get out my boxes of pastels and the fun starts. I decide on my Great American ArtWorks seascape set, a fantastic set of Sennelier half sticks; my “orphans” box, and couple of pastel pencils to sketch it.

Sketching

I could transfer the image by any number of methods but I’m not too fussy about getting it exactly right, so I just sketch in the main forms of the mountains, hills, horizon, sea and sand. The one thing I am careful about is getting the horizon dead level! I use a dark pencil for the background and then a light one for the sand and sea, as I don’t want the dark to show through later layers.

Blocking in

Now I start blocking in the main shapes loosely. Mostly I use the local color (the actual color in the photo), but in the middle ground hill, I pop in some bright reds and golds. I want these to show through a little under the final greens to give some added warmth to the painting. I make sure to put in some light pinks and yellows at the base of the sky for some sparkle. The wet sand gets a swathe of dark blue as it will be useful later in establishing the dips and shadows in the sand. Once I have finished blocking in, I smooth the sky and hills with the side of my finger to blend the colors.





The Sky and Hills

Next I work in some blues in the background hills and some greens in the middle hill. I add the suggestion of trees and some more golds into the dry paddocks. Also, I do a little work on the junction between the wet and dry sand.



The Sea and Sand

I add more layers of pale pinks, yellows and blues to the sky and some of the same colors in the sea. I start adding layers of creams, siennas, ochres and some purples to the wet sand and darken the edges of the sand bar. Then I add a sprinkle of washed up sea grasses to the edge of the wet sand.



Next it's a bit of a suggestion of the path and then some seaweed on the dry sand. I work up the grasses around the path using darks and then some lighter colors for the sunlit side. I use some hard conte sticks for the grasses. Notice I have darkened the water's edge some more and added a little pink to the water as well. I want to give a sense of how shallow it is here. Some shadows from the grasses help to show the slope of the path.





Finishing Touches

I want to add a little life and movement, so I pop in a few wading birds on the wet sand. They also carry the eye from the strong sand diagonals back towards the water and hills. You can see I have strewn a few white shells and some darker marks around for a bit of added interest and texture to the sand.

All Done

Last, I add a final distant sail boat, my signature; and the painting is finished. On the whole I am quite pleased. The finished painting retains the strong compositional lines that first drew me to the subject, but I have warmed it up, strengthened the contrasts, and added some movement.





PLEIN AIR EXPO

2nd Annual Western NY Collaborative Plein Air Event



Sponsored by Buffalo Fine Arts League, The Buffalo Society of Artists, Greater Rochester Plein Air Painters, Pastel Society of Western New York, and Rochester Art Club

SAVE THE DATES!

Saturday June 18, 2022

Demonstrations & Paint Out

Check in at East Lodge, Mendon Ponds Park, Mendon, NY

Sunday, June 19, 2022

Paint Out Only

Meet at Southwest Shelter parking lot, Mendon Ponds Park



SATURDAY DEMOS (rain or shine):

- Pastel: 9:30–11:00 Patricia Tribastone
- Oil: 11:15–12:45 Kari Ganoung Ruiz
- Acrylic: 1:00–2:30 Jeff Swaluk
- Watercolor: 2:45–4:15 Paul Martin
- Plein Air Easels: Throughout the day, Drew Baker
(view at your convenience)

Plus Vendor Display by Rochester Art Supply, with a variety of plein air supplies available for purchase!

For details and to register, click here: [PLEIN AIR EVENT REGISTRATION](#)

UPCOMING EVENTS, OPPORTUNITIES and REMINDERS

Exhibition: We are able to exhibit at Barnes and Noble in Pittsford again. We have reserved the month of September 2022. Drop off will be on Tuesday, September 6 from 5-7, with pick up on Saturday, October 1. This is a large room, so please start planning some paintings. Stay tuned for more details.

REMINDER: Membership Renewal... Membership is from March 2022-February 2023. If you have not submitted your dues, please send a \$35 check payable to Pastel Society of Western NY, to Kath Hess. Future issues of the PSWNY Newsletter will be emailed only to artists who have renewed their membership.

Orion Art Gallery & Studio 1000 Islands Plein Air Artist Competition Invitation to Artists

August 23-August 27(Registration open until August 25; until all 30 painting slots are filled)

August 23: Barbara Jablonski "One Day Plein Air Workshop" Pre-registration required

August 25: Wellesley Island Paint Out, Complimentary River Rat breakfast

August 27: Completed art due by noon; Judging: 12:30-1:00; Awards announced at 1:30; Show and Reception: 1:00-4:00; Announcement of final bids: 4:00; Unsold pieces available

At opening bid price: 4:00-5:00

Awards: 1st Place- \$250, 2nd Place-\$175, 3rd Place-\$100, Honorable Mention-\$50
Wellesley Island Paint Out Award chosen by Minna Anthony Common Nature Center

For information and to register, click here:

<https://www.orion-artgallery.com/art-festival-22-plein-air.html>

Monthly Pastel Invitation Winners of the Drawings

January: RED: **Lori Capron, Victoria Brzustowicz, Melissa Lozano**

February: LUMINOUS: **Donna Hale, Linda Cala, Diane Bellenger**

March: PEACE: **Stacy Mayou, Susan Sarabasha, Andrea Tasevski,**

April: AWAKENING: **Lori Capron Galan, Colette Savage, Karlene Van Deusen**

View Center for Arts and Culture
& Adirondack Pastel Society presents...

8th Annual Adirondack National Pastel Exhibition



June 11 - July 31, 2022

Reception June 10, 4-7pm



Karen Israel

**Juror of Selection, Awards
for 2022 ANPE**

Karen Israel is a Master Pastelist with the Pastel Society of America and an IAPS Master Circle artist with the International Association of Pastel Societies.

Karen's work has won numerous awards in national and international juried exhibits over the years dating back to 2011.

Such as third place in Pastel Journal's Pastel 100 in both 2012 and in 2014. Her work received honorable mentions in the same competition in 2018 and 2020. In 2019 Karen's work won best in show at the Pastel Society of the West Coast's National exhibit and the Flora Giffuni Memorial Award with the American Artist's Professional League. Karen serves on the board of Governors with the Pastel Society of America where she has earned the title Master Pastelist. Karen's work is honored with its inclusion in exhibiting at Pastels of the World in Bouronnais.

<https://www.artbykarenisrael.com/>

www.adirondackpastelsociety.com

<https://www.viewarts.org/>

**Cover image: Mark Grasso
"Rocky Collision"**



SAVE THE DATE

September: 16, 17, 18: **3 Day Workshop with Christine Ivers**

FOCUS: NOCTURNE PAINTING

Additional information will be emailed to all members.



A Note from the Editor, Marie Costanza

The next newsletter will be published in July. In order to celebrate you, the members of the Pastel Society of Western New York, please continue to send me information about your pieces that have been in a show, on display in a gallery (online or live), or have won an award. Additionally, if you would like to share information about a technique you have used, a resource that has been helpful, images you have from recent Paint-outs, or anything else that you believe might be of interest to other members, please email me at marienwt@aol.com. If it is easier for you to mail me the information, my address is 1611 Loughrea Terrace; Webster, NY 14580. My cell phone number is 585-749-1138. Please send me information any time over the next two months, but no later than the next deadline listed below.

DEADLINE FOR JULY/AUGUST ISSUE: JUNE 27 2022

When you are in the area, please consider stopping by the Image City Photography Gallery, located at 722 University Avenue; Rochester, NY. As a gallery partner, I have monthly exhibits on display. Gallery hours: Tuesday-Saturday, 12:00-6:00; Sunday 12:00-4:00. Check out the gallery by clicking here: [IMAGE CITY PHOTOGRAPHY GALLERY](#)